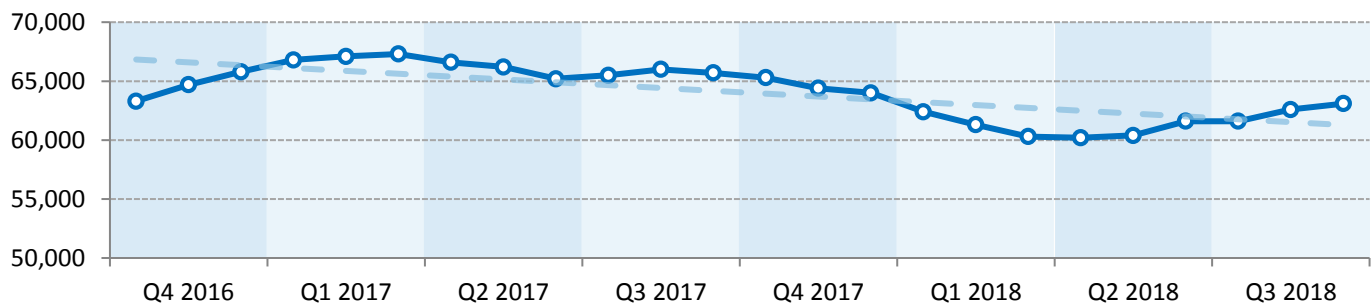


Labour Force Survey

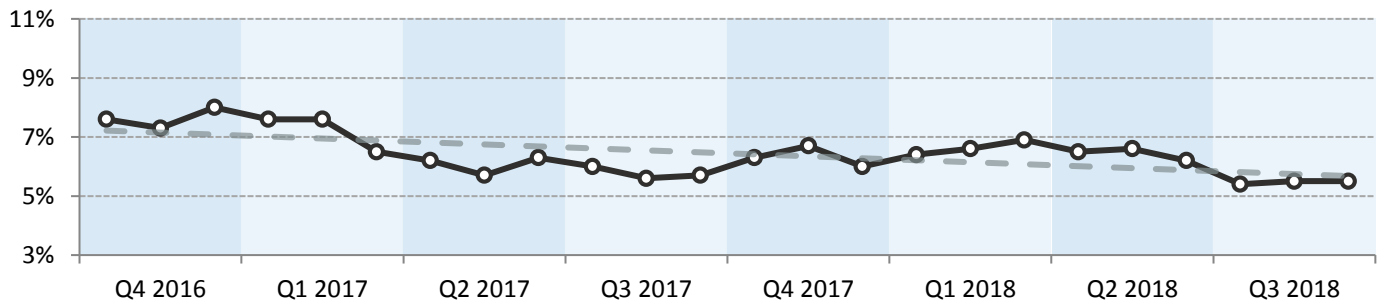
Labour Force Characteristics, Saint John CMA, Q3 2018 (Three-Month Moving Averages, Seasonally Adjusted)

	July	August	September
Working-Age Population (15+)	106,000	106,100	106,100
Labour force	65,700	66,300	66,700
Employment	61,600	62,600	63,100
Unemployment	4,100	3,600	3,700
Unemployment rate	5.4%	5.5%	5.5%
Participation rate	62.5%	62.9%	63.5%
Employment rate	59.0%	59.5%	60.0%

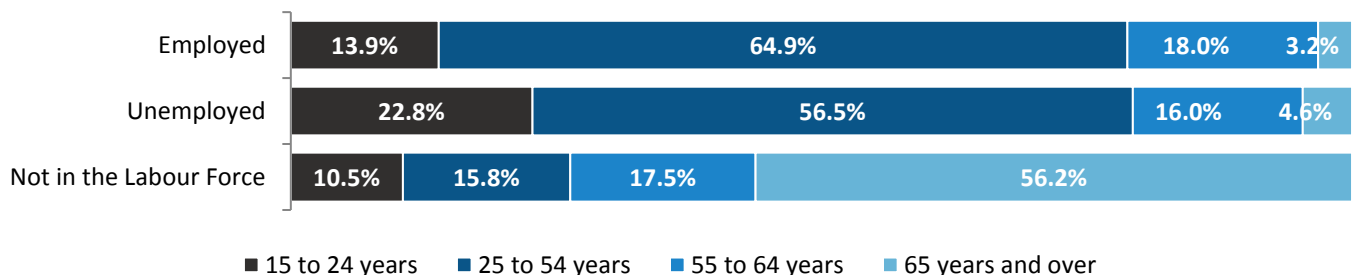
Employment in the Saint John CMA - Adjusted for Seasonality



Unemployment Rate in the Saint John CMA - Adjusted for Seasonality



Age Distribution of the Saint John CMA's Working-Age Population by Labour Force Status, Q3 2018 (Unadjusted for Seasonality)



NBjobs.ca Job Ad Data¹

- There were 1,857 new online job ads posted for positions in the Saint John CMA throughout Q3 2018 (July-September), with the vast majority of these job ads being for positions in the city of Saint John (90%). During the same quarter of the previous year there were 1,568 online job ads posted.

Employers That Posted the Most Ads for Positions in the Saint John CMA (Q3 2018):

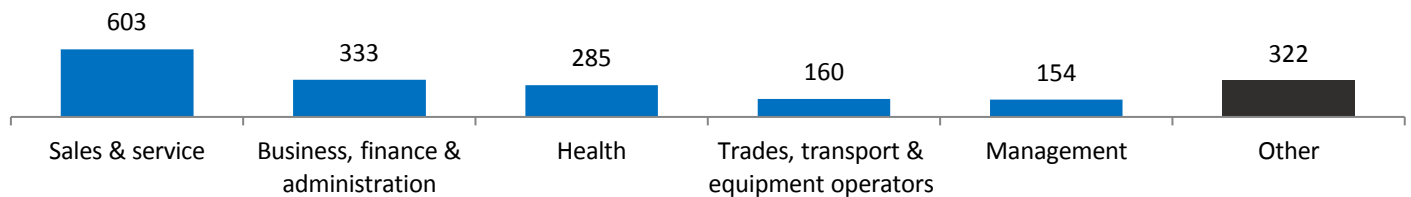
125+ Ads	12 to 17 Ads
Horizon Health	S&P Data
J.D. Irving, Limited	Loblaw Companies Ltd
	WorkSafeNB / Travail Sécuritaire NB
35 to 64 Ads	CFM
Shannex Health Care	Source Atlantic
Wyndham Hotels and Resorts	Toronto-Dominion Bank
IRVING OIL	University of New Brunswick
	GOVERNMENT OF NEW BRUNSWICK
18 to 34 Ads	Scotiabank
SOBEYS INC.	Chandler Hall
RBC	R-2 Ressources Humaines inc.
BELL	Shoppers Drug Mart
City of Saint John	Delta Brunswick Hotel
	Walmart

Occupations That Appeared the Most in Online Job Ads for Positions in the Saint John CMA (Q3 2018):

75+ Ads	20 to 27 Ads
Other customer and information services representatives	Financial sales representatives
Retail salespersons	User support technicians
Registered nurses and registered psychiatric nurses	Accounting technicians and bookkeepers
	General office support workers
28 to 50 Ads	Other repairers and servicers
Sales and account representatives - wholesale trade (non-technical)	Other financial officers
Retail sales supervisors	Food service supervisors
Financial auditors and accountants	Facility operation and maintenance managers
Food counter attendants, kitchen helpers and related support occupations	Storekeepers and partspersons
Cashiers	Financial and investment analysts
Social and community service workers	Professional occupations in business management consulting
Transport truck drivers	Food and beverage servers

¹ While a process is in place for filtering out duplicate ads, it is likely that roughly 10% to 20% of the total ad count may represent duplicate ads.

Occupational Groups with the Highest Number of Job Ads in NB: Q3 2018



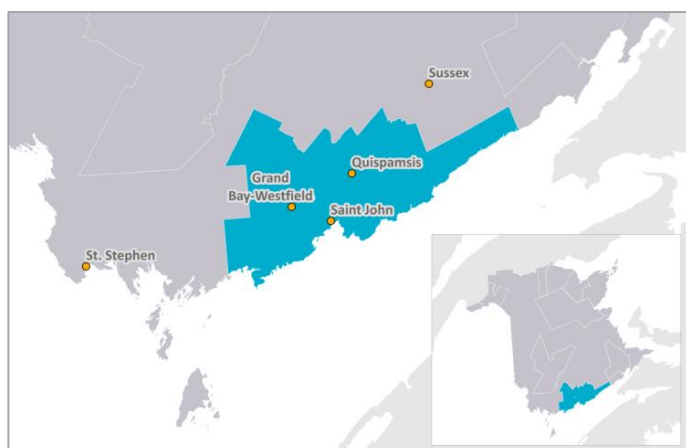
Job Vacancy and Wage Survey²

Note: Job Vacancy and Wage Statistics for any given quarter are not released until approximately three months after the quarter concludes; therefore, Q1 statistics are not released until after Q2, Q2 statistics after Q3, etc.

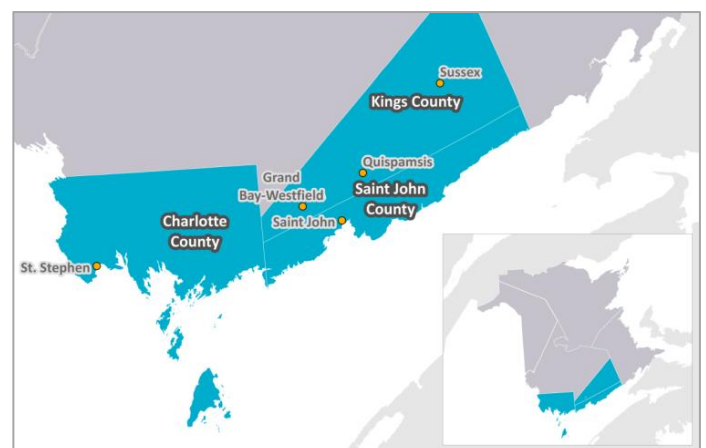
Job Vacancies in the Southwest Economic Region by Occupational Group, Q2 2018 (Unadjusted for Seasonality)

Occupational Group	Job Vacancies
Management	100
Business, finance & administration	245
Natural & applied sciences	110
Education, law & social, community and government services	145
Art, culture, recreation and sport	80
Sales & service	920
Trades, transport & equipment operators	350
Manufacturing & utilities	165
Total	2,565

Saint John Census Metropolitan Area (CMA)



Southwest Economic Region (ER)



Online Job Postings - “Snapshots in Time” (www.NBjobs.ca)

² Religious organizations, private households, federal, provincial and territorial administrations as well as international and other extra-territorial public administrations are excluded from the Job Vacancy and Wage Survey.

Quarterly Workforce Statistics Overview of Greater Saint John Area

[July 10, 2018](#)

Saint John (548) Rothesay (18) Quispamsis (9) Grand Bay-Westfield (1)
Skill types: Sales, Services (195) Business, Finance, Admin (119) Health (65) Trades, Transport, Construction (63) Management (57) Engineers, Architects, IT, Natural Science (47) Social, Legal, Education, Gov't (22) Processing, Manufacturing, Utilities (9) Arts, Culture, Recreation, Sports (4) Farming, Fishing, Natural Resources (2)

[August 17, 2018](#)

Saint John (568) Rothesay (29) Quispamsis (23) Grand Bay-Westfield (9)
Skill types: Sales, Services (217) Business, Finance, Admin (129) Trades, Transport, Construction (79) Health (64) Engineers, Architects, IT, Natural Science (53) Management (50) Social, Legal, Education, Gov't (33) Processing, Manufacturing, Utilities (12) Arts, Culture, Recreation, Sports (6) Farming, Fishing, Natural Resources (1)

[September 21, 2018](#)

Saint John (629) Rothesay (32) Quispamsis (22) Grand Bay-Westfield (2)
Skill types: Sales, Services (247) Business, Finance, Admin (144) Trades, Transport, Construction (66) Health (65) Engineers, Architects, IT, Natural Science (63) Management (48) Social, Legal, Education, Gov't (36) Processing, Manufacturing, Utilities (20) Arts, Culture, Recreation, Sports (8) Farming, Fishing, Natural Resources (1)

*please note: the number of job postings may not be equal to the available number of vacancies

For more information please contact
Julia Udalych
Workforce Attraction and Retention Officer
julia@edgsj.com
Tel.: 1 (506) 650 2919
www.edgsj.com

