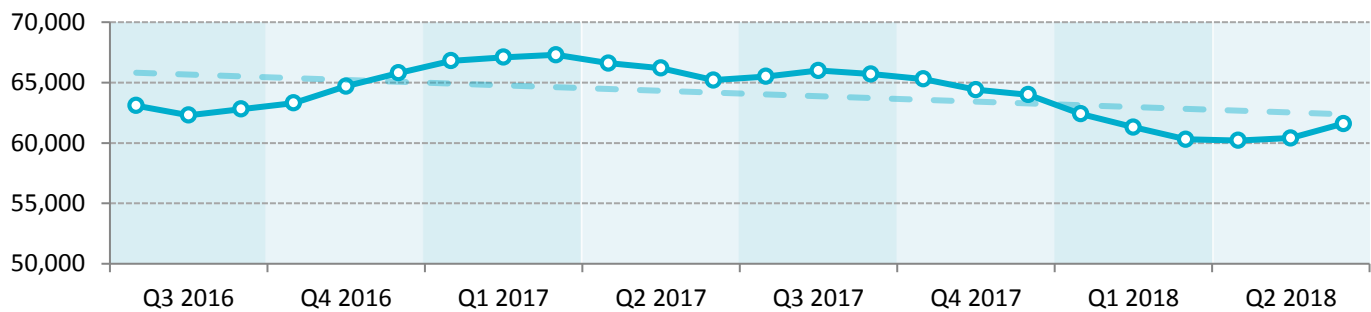


Labour Force Survey

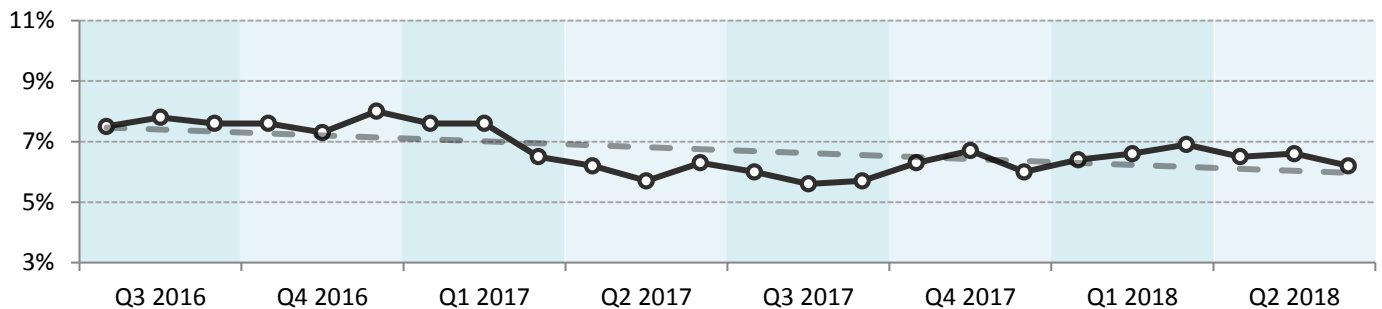
Labour Force Characteristics, Saint John CMA, Q2 2018 (Three-Month Moving Averages, Seasonally Adjusted)

	April	May	June
Population	105,900	106,000	106,000
Labour force	64,400	64,700	65,700
Employment	60,200	60,400	61,600
Unemployment	4,200	4,300	4,100
Unemployment rate	6.5%	6.6%	6.2%
Participation rate	60.8%	61.0%	62.0%
Employment rate	56.8%	57.0%	58.1%

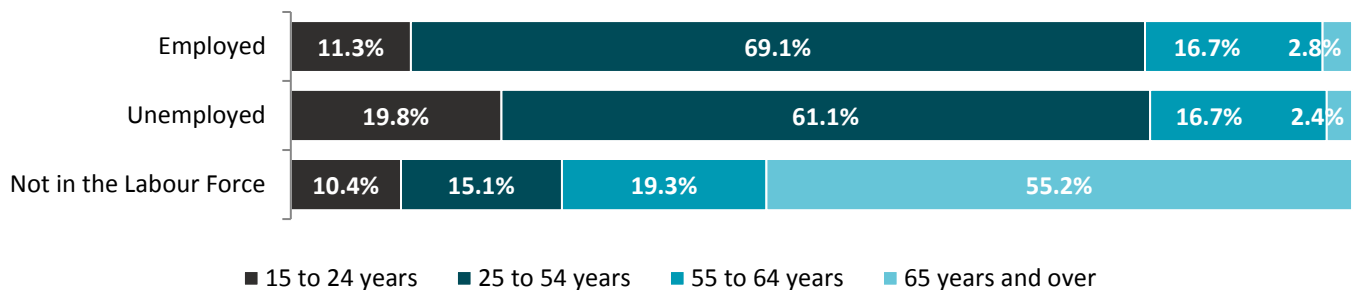
Employment in the Saint John CMA - Adjusted for Seasonality



Unemployment Rate in the Saint John CMA - Adjusted for Seasonality



Age Distribution of Each Labour Force Status Category, Saint John CMA, Q2 2018 - Unadjusted for Seasonality



NBjobs.ca Job Ad Data¹

- There were 1,884 new online job ads posted for positions in the Saint John CMA throughout Q2 2018 (April-June), with the vast majority of these job ads being for positions in the city of Saint John (92%). During the same quarter of the previous year there were 1,577 online job ads posted.

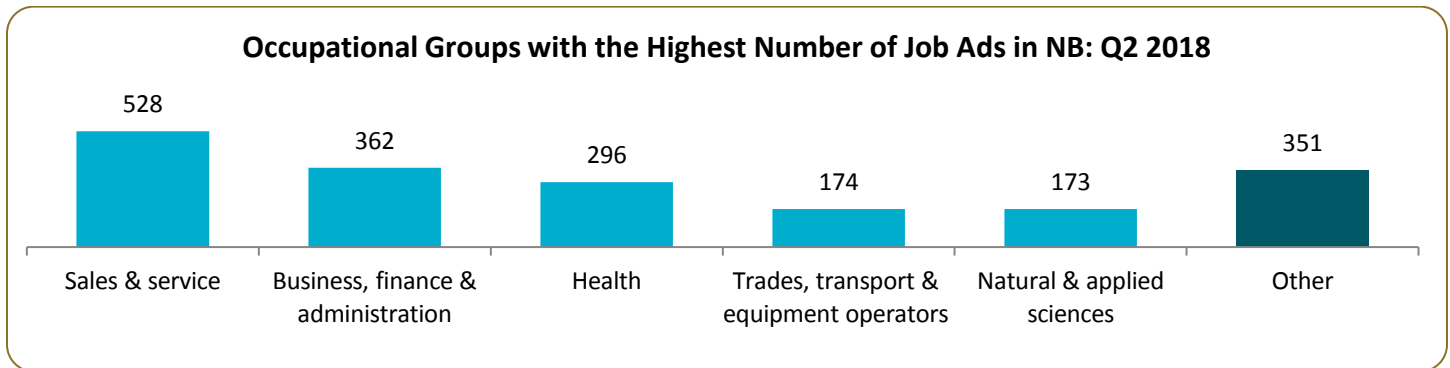
Employers That Posted the Most Ads for Positions in the Saint John CMA (Q2 2018):

50+ Ads	10 to 24 Ads
Horizon Health	Toronto-Dominion Bank
Irving Oil	Scotiabank
J.D. Irving, Limited	City of Saint John
	S&P Data
25 to 49 Ads	UNB
Shannex Health Care	GNB + Crown Corporations
SOBEYS INC.	Hilton Worldwide
Wyndham Worldwide Canada Inc.	Cooke Aquaculture Inc.
BELL	RBC
Wyndham Worldwide	Chandler Hall
Toronto-Dominion Bank	Xerox Corporation
	Walmart
	Anglophone South School District
	WorkSafeNB / Travail Sécuritaire NB

Occupations That Appeared The Most in Online Job Ads for Positions in the Saint John CMA (Q2 2018):

50+ Ads	20 to 29 Ads
Registered nurses and registered psychiatric nurses	Nurse aides, orderlies and patient service associates
Retail salespersons	Information systems analysts and consultants
Other customer & information services representatives	Social and community service workers
	Other repairers and servicers
30 to 49 Ads	General office support workers
Financial sales/customer representatives & brokers*	Supervisors, finance and insurance office workers
Sales & account representatives - wholesale trade (non-technical)	Advertising, marketing and public relations managers
Retail sales supervisors	Professional occupations in business management consulting
Food counter attendants, kitchen helpers and related	Insurance, real estate and financial brokerage managers
User support technicians	Food service supervisors
Financial auditors and accountants	Light duty cleaners
Transport truck drivers	Accounting technicians and bookkeepers
Cashiers	Business development officers and marketing researchers and consultants
Licensed practical nurses	Executive assistants

¹ While a process is in place for filtering out duplicate ads, it is likely that roughly 10% to 20% of the total ad count may represent duplicate ads.



Job Vacancy and Wage Survey²

Note: Job Vacancy and Wage Statistics for any given quarter are not released until approximately three months after the quarter concludes; therefore, Q1 statistics are not released until after Q2, Q2 statistics after Q3, etc.

Job Vacancies in the Southwest Economic Region by Occupational Group, Q1 2018 (Unadjusted for Seasonality)

Occupational Group	Job Vacancies
Management	35
Business, finance & administration	110
Natural & applied sciences	135
Health	75
Sales & service	495
Trades, transport & equipment operators	150
Manufacturing & utilities	245
All other occupations ³	560
Total	1,805

² Religious organizations, private households, federal, provincial and territorial administrations as well as international and other extra-territorial public administrations are excluded from the Job Vacancy and Wage Survey.

³ Due to suppression relating to confidentiality and/or data quality, job vacancy statistics were not available for all ten broad occupational groups: vacancies for positions in an occupational group not listed in the above table, including “natural resources, agriculture & related production”, “art, culture, recreation & sport”, “education, law and social, community & government” and unclassified occupations, are captured in the “all other occupations” category.