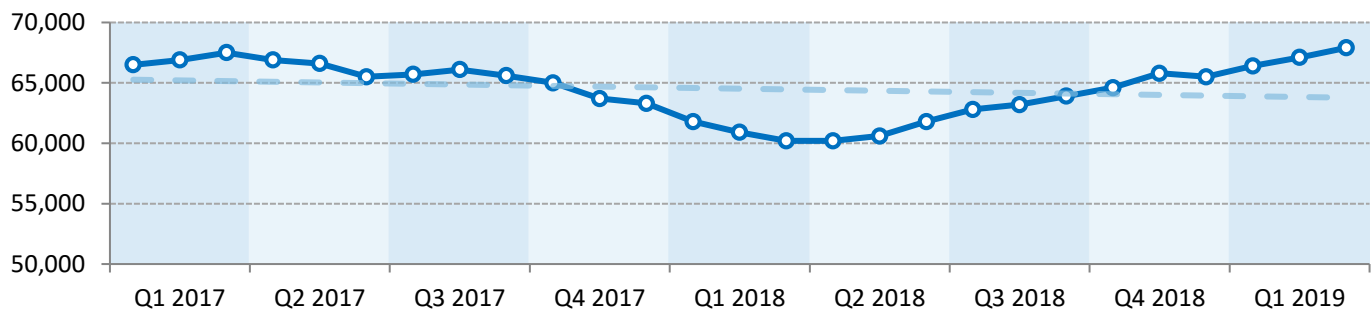


Labour Force Survey

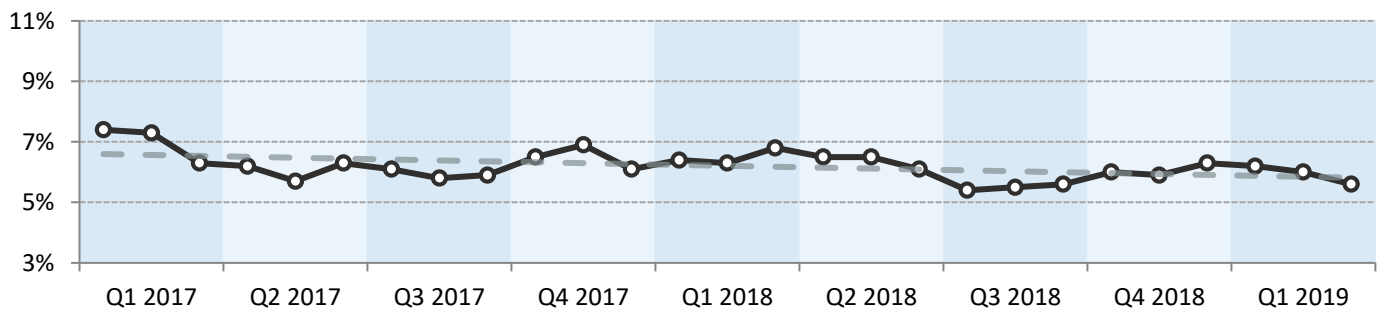
Labour Force Characteristics, Saint John CMA, Q1 2019 (Three-Month Moving Averages, Seasonally Adjusted)

	January	February	March
Working-Age Population (15+)	106,300	106,400	106,500
Labour force	70,800	71,400	71,900
Employment	66,400	67,100	67,900
Unemployment	4,400	4,300	4,000
Unemployment rate	6.2%	6.0%	5.6%
Participation rate	66.6%	67.1%	67.5%
Employment rate	62.5%	63.1%	63.8%

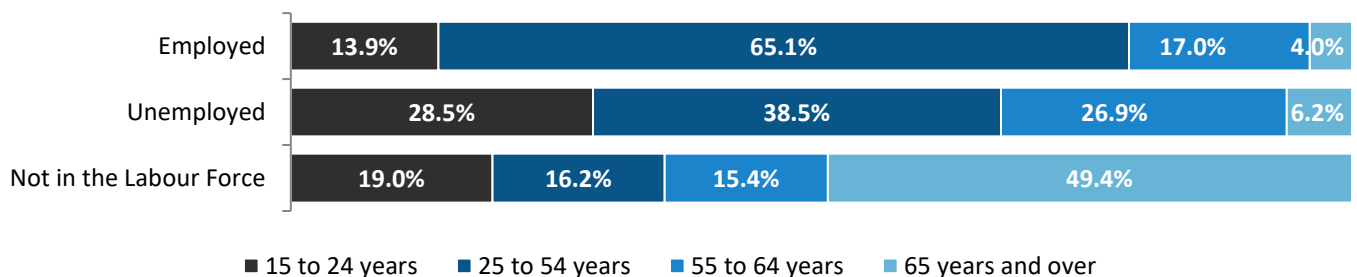
Employment in the Saint John CMA - Adjusted for Seasonality



Unemployment Rate in the Saint John CMA - Adjusted for Seasonality



Age Distribution of the Saint John CMA's Working-Age Population by Labour Force Status, Q1 2019 (Unadjusted for Seasonality)



Quarterly Workforce Statistics Overview of the Greater Saint John Area (Quarter 1, 2019)

NBjobs.ca Job Ad Data¹

- There were 2,361 new online job ads posted for positions in the Saint John CMA throughout Q1 2019 (January-March), with the vast majority of these job ads being for positions in the city of Saint John (83%). During the same quarter of the previous year there were 2,180 online job ads posted.

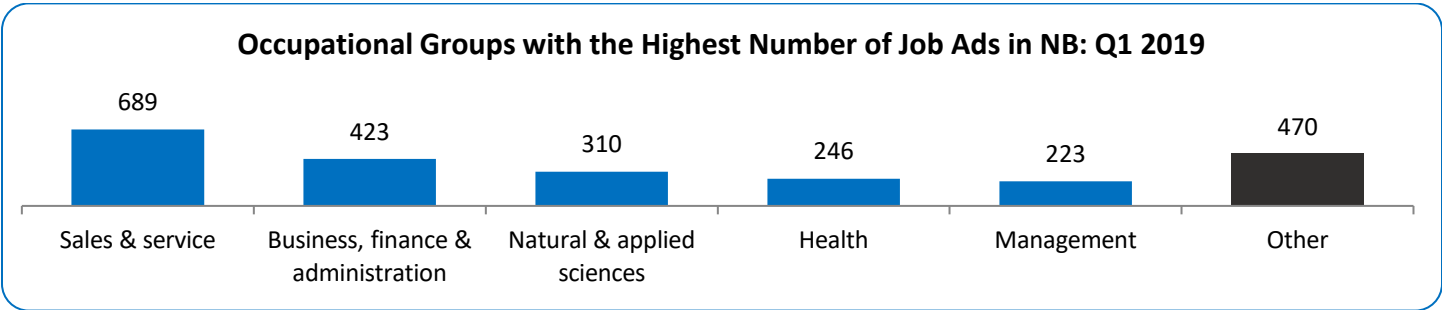
Employers That Posted the Most Ads for Positions in the Saint John CMA (Q1 2019):

200+ Ads	15 to 29 Ads
J.D. Irving, Limited	BELL
	TD Bank
75-149 Ads	City of Saint John
Horizon Health	Atria Senior Living
Canadian Forces	Shannex Health Care
	Sitel
30 to 59 Ads	Xerox Corporation
SOBEYS INC.	IT Division, Inc.
IRVING OIL	Rogers
Scotiabank	Advance Auto Parts, Inc.
Northern Health	RBC
Wyndham Hotels and Resorts	PRAXAIR, INC.
Walmart	UNB
	WorkSafeNB / Travail Sécuritaire NB

Occupations That Appeared the Most in Online Job Ads for Positions in the Saint John CMA (Q1 2019):

60+ Ads	20 to 39 Ads
Registered nurses and registered psychiatric nurses	Information systems analysts and consultants
Other customer and information services representatives	Transport truck drivers
Retail salespersons	Accounting technicians and bookkeepers
Financial sales representatives	Facility operation and maintenance managers
	Financial auditors and accountants
40 to 49 Ads	Social and community service workers
Professional occupations in business management consulting	Nursing co-ordinators and supervisors
Sales and account representatives - wholesale trade (non-technical)	Food counter attendants, kitchen helpers and related support occupations
Retail sales supervisors	Business development officers and marketing researchers and consultants
User support technicians	Storekeepers and partspersons
Cashiers	Other financial officers

¹ While a process is in place for filtering out duplicate ads, it is likely that roughly 10% to 20% of the total ad count may represent duplicate ads.



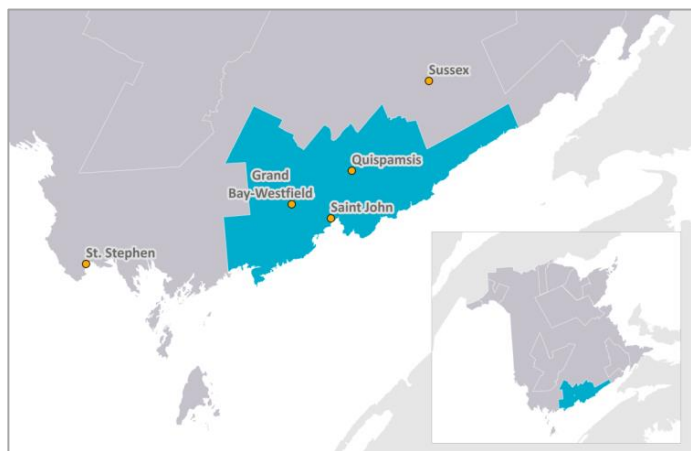
Job Vacancy and Wage Survey²

Note: Job Vacancy and Wage Statistics for any given quarter are not released until approximately three months after the quarter concludes; therefore, Q1 statistics are not released until after Q2, Q2 statistics after Q3, etc.

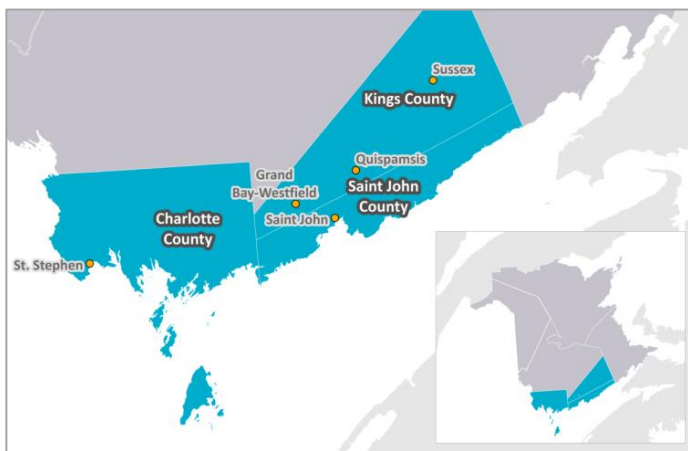
Job Vacancies in the Southwest Economic Region by Occupational Group, Q4 2018 (Unadjusted for Seasonality)

Occupational Group	Vacancies
Management	90
Business, finance and administration	205
Natural and applied sciences and related	35
Health	105
Education, law and social, community and government	125
Sales and service	780
Trades, transport and equipment operators and related	220
Manufacturing and utilities	180
Other	315
Total	2,055

Saint John Census Metropolitan Area (CMA)



Southwest Economic Region (ER)



² Religious organizations, private households, federal, provincial and territorial administrations as well as international and other extra-territorial public administrations are excluded from the Job Vacancy and Wage Survey.

Online Job Postings - “Snapshots in Time” (www.NBjobs.ca)

January 22, 2019

<p>Saint John (569) Quispamsis (12) Rothesay (9) Grand Bay-Westfield (4) St. Martins (1)</p> <p>Skill types: Sales, Services (189) Business, Finance, Admin (113) Engineers, Architects, IT, Natural Science (93) Trades, Transport, Construction (65) Health (41) Social, Legal, Education, Gov’t (38) Management (37) Processing, Manufacturing, Utilities (22) Arts, Culture, Recreation, Sports (4)</p>

February 19, 2019

<p>Saint John (605) Rothesay (21) Quispamsis (15)</p> <p>Skill types: Sales, Services (203) Business, Finance, Admin (117) Engineers, Architects, IT, Natural Science (90) Trades, Transport, Construction (76) Management (67) Social, Legal, Education, Gov’t (41) Health (39) Processing, Manufacturing, Utilities (18) Arts, Culture, Recreation, Sports (6)</p>
--

March 21, 2019

<p>Saint John (687) Rothesay (24) Quispamsis (13) Grand Bay-Westfield (3) St. Martins (1)</p> <p>Skill types: Sales, Services (222) Business, Finance, Admin (123) Trades, Transport, Construction (102) Engineers, Architects, IT, Natural Science (92) Management (71) Health (48) Social, Legal, Education, Gov’t (48) Processing, Manufacturing, Utilities (21) Farming, Fishing, Natural Resources (7) Arts, Culture, Recreation, Sports (5)</p>
--

*please note: the number of job postings may not be equal to the available number of vacancies

Economic Development Greater Saint John is making every effort to assist companies with their hiring challenges. We are building a talent pipeline made up of skilled professionals from across our region, other parts of Canada and other countries. The database consists of over 1800 resumes and is growing.

Groups of skill sets include:

- Customer service 371
- ICT professionals 412
- Finance 215
- Marketing 109
- Sales 274
- Logistics 102
- Administration 309
- and many others.

While about 10% of the candidates are applicants from abroad, the majority of the candidates are either located in the region, or are living in other parts of Canada and are willing to relocate to Greater Saint John.

We want to share this available talent with employers. Please contact us to learn how.

For more information please contact
Julia Skidan
 Workforce Attraction and Retention Officer
julia@edgsi.com
 Tel.: 1 (506) 650 2919
<https://edgsi.com>