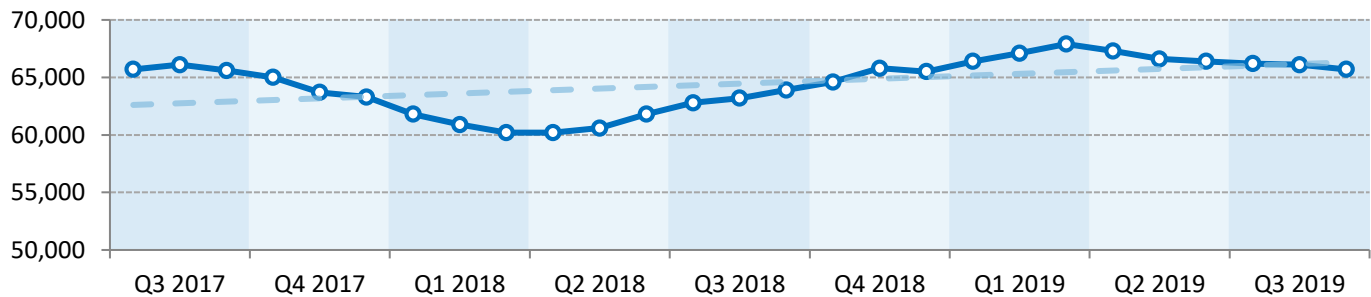


Labour Force Survey

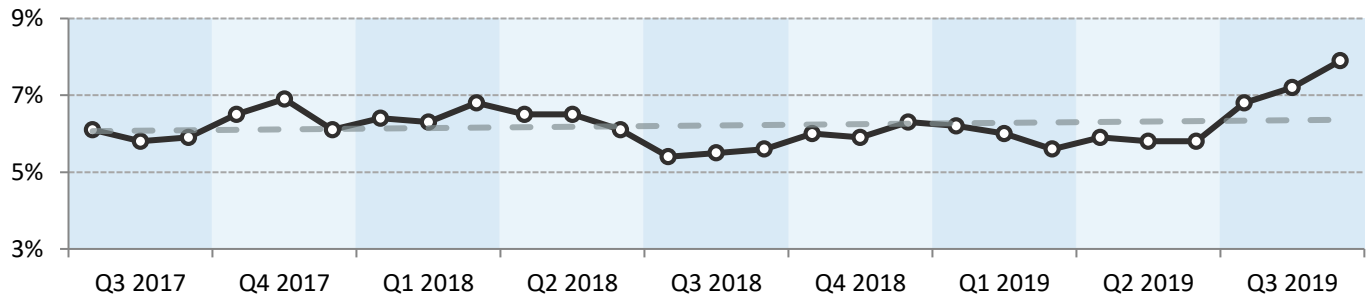
Labour Force Characteristics, Saint John CMA, Q3 2019 (Three-Month Moving Averages, Seasonally Adjusted)

	July	August	September
Working-Age Population (15+)	106,900	107,000	107,200
Labour force	71,000	71,200	71,300
Employment	66,200	66,100	65,700
Unemployment	4,800	5,100	5,600
Unemployment rate	6.8%	7.2%	7.9%
Participation rate	66.4%	66.5%	66.5%
Employment rate	61.9%	61.8%	61.3%

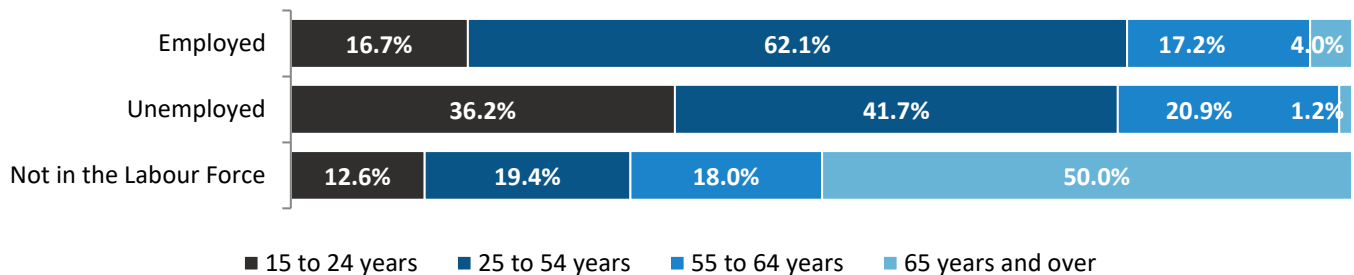
Employment in the Saint John CMA - Adjusted for Seasonality



Unemployment Rate in the Saint John CMA - Adjusted for Seasonality



Age Distribution of the Saint John CMA's Working-Age Population by Labour Force Status, Q3 2019 (Unadjusted for Seasonality)



NBjobs.ca Job Ad Data¹

- There were 2,396 new online job ads posted for positions in the Saint John CMA throughout Q3 2019 (July to September), with the vast majority of these job ads being for positions in the city of Saint John (79%). During the same quarter of the previous year there were 2,109 online job ads posted.

Employers That Posted the Most Ads for Positions in the Saint John CMA (Q3 2019):

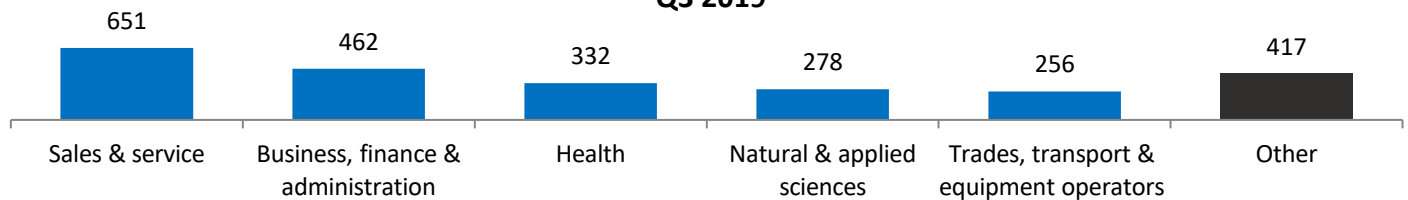
200+ Ads	13 to 24 Ads
J.D. Irving, Limited	Shannex Health Care
Horizon Health	Bell Canada
	OSCO Construction Group
50 to 75 Ads	Cooke Aquaculture Inc.
IRVING OIL	Ernst & Young
Northern Health	DoorDash
Canadian Forces / Forces Canadiennes	TD Bank
	PETSMART
25 to 40 Ads	City of Saint John
Walmart	Hilton Worldwide
Scotiabank	RED CROSS
SOBEYS INC.	Irving Pulp and Paper
WorkSafeNB / Travail Sécuritaire NB	Delta Brunswick Hotel

Occupations That Appeared the Most in Online Job Ads for Positions in the Saint John CMA (Q3 2019):

120+ Ads	26 to 34 Ads
Registered nurses and registered psychiatric nurses	Storekeepers and partspersons
Retail salespersons	Food counter attendants, kitchen helpers and related
	Financial sales representatives
60 to 80 Ads	Other financial officers
Other customer and information services representatives	Sales and account representatives - wholesale trade
Retail sales supervisors	Accounting technicians and bookkeepers
Financial auditors and accountants	Cooks
Transport truck drivers	Administrative assistants
	User support technicians
35 to 45 Ads	General office support workers
Professional occupations in business management consulting	Computer programmers and interactive media developers
Information systems analysts and consultants	
Nursing co-ordinators and supervisors	

¹ While a process is in place for filtering out duplicate ads, it is likely that roughly 10% to 25% of the total ad count may represent duplicate ads.

Occupational Groups with the Highest Number of Job Ads in the Saint John CMA: Q3 2019



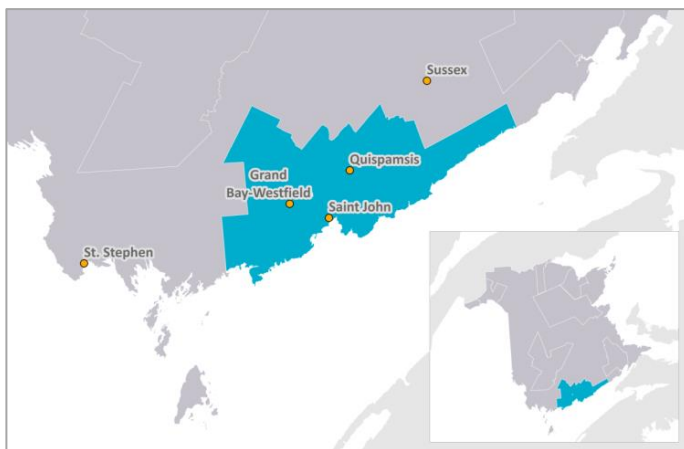
Job Vacancy and Wage Survey²

Note: Job Vacancy and Wage Statistics for any given quarter are not released until approximately three months after the quarter concludes; therefore, Q1 statistics are not released until after Q2, Q2 statistics after Q3, etc.

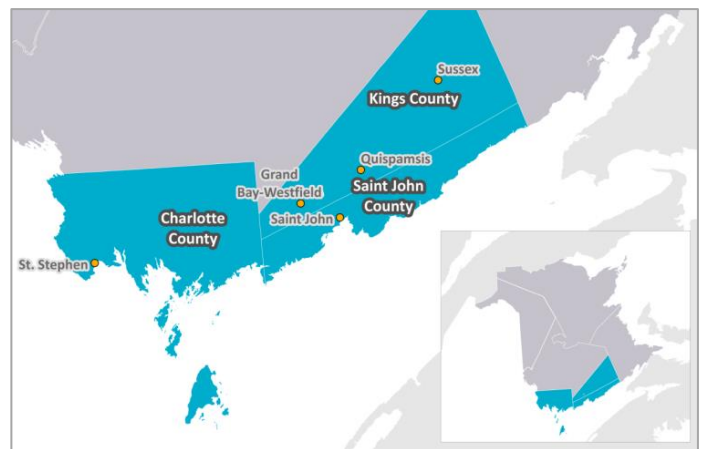
Job Vacancies in the Southwest Economic Region by Occupational Group, Q2 2019 (Unadjusted for Seasonality)

Occupational Group	Vacancies
Management	130
Business, finance and administration	190
Natural and applied sciences and related	110
Health	90
Education, law and social, community and government	200
Art, culture, recreation and sport	85
Sales and service	895
Trades, transport and equipment operators and related	205
Manufacturing and utilities	185
Other	345
Total	2,435

Saint John Census Metropolitan Area (CMA)



Southwest Economic Region (ER)



² Religious organizations, private households, federal, provincial and territorial administrations as well as international and other extra-territorial public administrations are excluded from the Job Vacancy and Wage Survey.

Quarterly Workforce Statistics Overview of the Greater Saint John Area (Quarter 3, 2019)

Online Job Postings - “Snapshots in Time” (www.NBjobs.ca)

July 16, 2019

Saint John (**544**)
Rothesay (**76**)
Quispamsis (**25**)
Grand Bay-Westfield (**1**)

Skill types:

Sales, Services (**211**)
Business, Finance, Admin (**112**)
Engineers, Architects, IT, Natural Science (**90**)
Trades, Transport, Construction (**69**)
Health (**64**)
Management (**54**)
Social, Legal, Education, Gov't (**39**)
Processing, Manufacturing, Utilities (**12**)
Arts, Culture, Recreation, Sports (**9**)

August 23, 2019

Saint John (**377**)
Rothesay (**71**)
Quispamsis (**19**)
Grand Bay-Westfield (**3**)

Skill types:

Sales, Services (**201**)
Trades, Transport, Construction (**65**)
Business, Finance, Admin (**60**)
Engineers, Architects, IT, Natural Science (**50**)
Health (**41**)
Management (**34**)
Social, Legal, Education, Gov't (**23**)
Processing, Manufacturing, Utilities (**9**)
Arts, Culture, Recreation, Sports (**6**)

September 18, 2019

Saint John (**714**)
Rothesay (**75**)
Quispamsis (**17**)
Grand Bay-Westfield (**10**)

Skill types:

Sales, Services (**226**)
Business, Finance, Admin (**179**)
Engineers, Architects, IT, Natural Science (**122**)
Trades, Transport, Construction (**101**)
Management (**88**)
Health (**70**)
Social, Legal, Education, Gov't (**33**)
Processing, Manufacturing, Utilities (**13**)
Arts, Culture, Recreation, Sports (**2**)

**please note: the number of job postings may not be equal to the available number of vacancies*

For more information please contact
Julia Skidan
Workforce Attraction and Retention Officer
julia@edgsj.com
Tel.: 1 (506) 650 2919
<http://www.edgsj.com>